

Nifty Snapshot

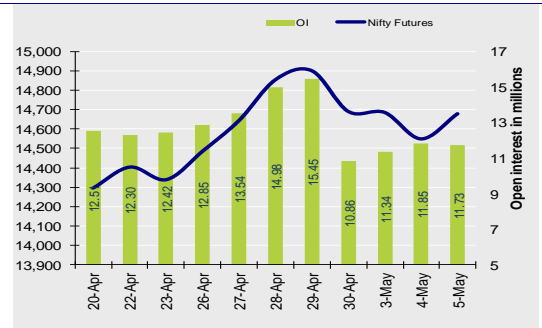
	Close	Prv Cl.	Ab chg	% chg
Spot	14,617.8	14,496.5	121.35	0.84
Futures	14,679.1	14,549.3	129.80	0.89
OI (ml shr)	11.73	11.85	-0.12	-1.02
Vol (lots)	143675	158406	-14731	-9.3
COC	61.25	52.80	8.45	16.0
PCR-OI	1.05	0.93	0.12	12.9

Market Summary:

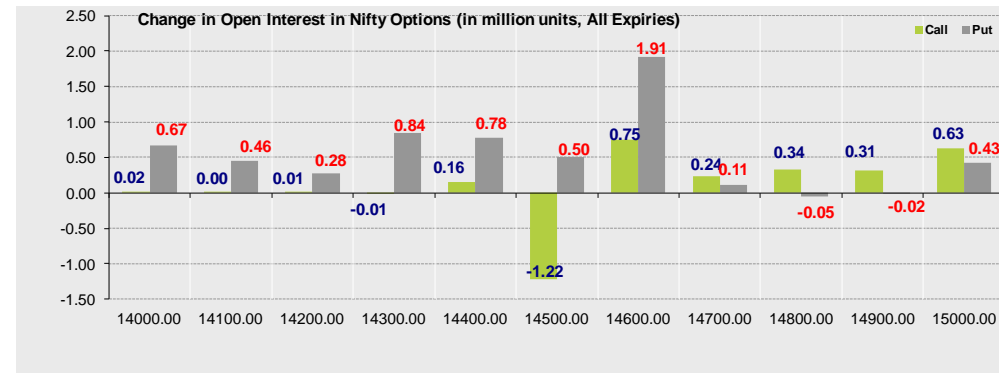
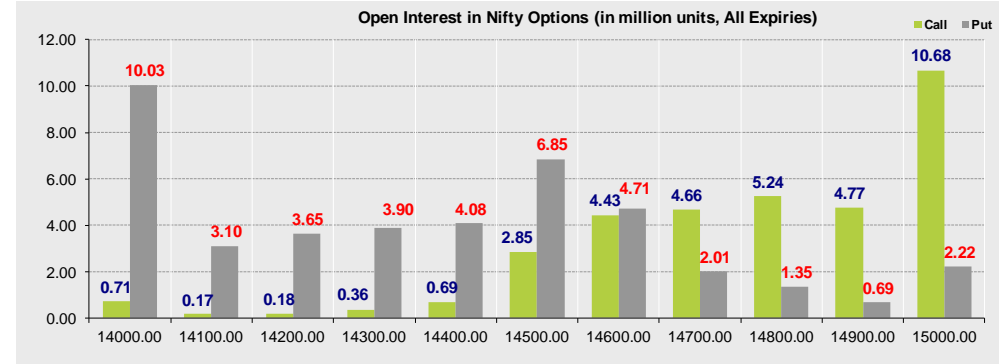
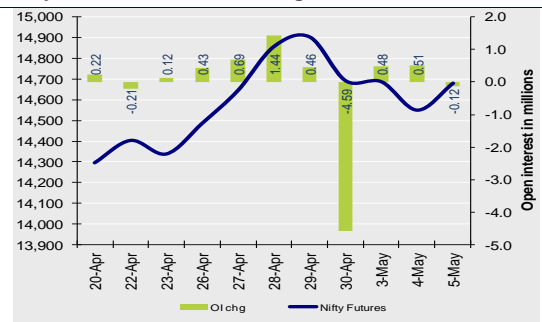
- Indian markets closed on a positive note where buying was mainly seen in Chemical, Metals, Pharma sectors. Nifty May Future closed at 14679.1 (up 129.80 points) at a premium of 61.25 pts to spot.
- FII were net sellers in Cash to the tune of 1111 Cr and were net buyers in index futures to the tune of 9.62 Cr.
- India VIX decreased by 4.55% to close at 21.96 touching an intraday high of 23.19.

Open Interest in Nifty Options:

Nifty Futures Price v/s OI



Nifty Futures Price v/s Change in OI



Institutional Activity in previous trading session

(in Rs cr.)	Buy	Sell	Net
Index Futures	5559.75	5550.13	9.62
Index Options	461927.42	464313.91	-2386.49
Stock Futures	12880.91	12158.73	722.18
Stock Options	11621.64	11814.57	-192.93
FII Cash	4,955.96	6,066.46	-1,110.50
DII Cash	4,255.47	4,496.08	-240.61

Net FII Activity (in Rs cr.)

Date	Idx Fut	Stk Fut	Idx Opt	Cash
5-May	9.6	722.2	-2386.5	-1111
4-May	-287.6	1178.0	1870.2	-1772
3-May	-1915.9	-193.3	2799.2	-2289
30-Apr	-2963.2	661.0	4861.3	-3465
29-Apr	-648.3	481.2	2480.4	809
28-Apr	166.5	1368.3	-1616.6	766

- The above second chart shows previous trading day's change in Nifty options where Addition in OI were seen in 14600, 14500, 14400 strike Puts and at 15000, 14700, 14600 strike Calls indicating market is likely to remain range bound in the near term.
- Highest OI build-up is seen at 15000 strike Call and 14000 strike Put, to the tune of 10.68mn and 10.03mn respectively.

Outlook on Nifty:

- Index is likely to open on a flattish note today and is likely to remain range bound during the day.

Technical Pivot (Intraday):

	S2	S1	PIVOT	R1	R2
NIFTY	14495	14585	14640	14735	14790
BANKNIFTY	31795	32385	32725	33310	33650

Volume Buzzers (Contract wise)

Symbol	Current Volume	Volume Change	Price Chg	One Month Avg
LUPIN	30801	920%	13%	4278
APOLLOHOS	8841	398%	4.9%	2453
ALKEM	2918	351%	3.8%	687
PIIND	2686	334%	7.1%	852
PFIZER	1839	322%	4.3%	875
AUROPHARM	11830	256%	6.8%	5312
SUNPHARMA	26533	226%	6.1%	8651
CADILAHC	16228	190%	5.9%	5685
IRCTC	2564	189%	-2.2%	2183
TORNTPHAR	2760	151%	5.0%	1340

Stock Ideas

- BAJFINANCE & RELIANCE calls of strike 6000 & 2000 respectively were amongst the most active Calls whereas BAJFINANCE & RELIANCE puts of strike 5000 & 1900 respectively were amongst most active Puts.
- VEDL & VOLTAS are likely to show good strength whereas BANDHANBNK & SIEMENS are likely to show weakness in today's trading session.

(Price is in Rs; OI is in million units; Price chg and OI chg are in percentage) **NB RESEARCH**

Fresh Longs seen in:

Script	Price	Price chg	OI	OI Chg
VEDL	266.3	2.4	95.7	34.0
AARTIIND	1712.3	4.8	0.7	24.9
FINNIFTY	15668	1.3	0.0	22.5

Fresh Shorts seen in:

Script	Price	Price chg	OI	OI Chg
BANDHANBNK	310.9	-2.5	20.3	19.7
M&MFIN	154.9	-0.9	24.9	16.9
APLLTD	960.8	-5.0	1.3	11.8

Short Covering seen in:

Script	Price	Price chg	OI	OI Chg
VOLTAS	976.7	1.0	2.5	-10.6
BANKBARODA	72.7	2.6	112	-6.8
RAMCOCEM	979.5	1.4	1.6	-6.6

Long Unwinding seen in:

Script	Price	Price chg	OI	OI Chg
SIEMENS	1846.8	-1.8	0.9	-11.1
BAJFINANCE	5554.1	-1.4	3.9	-2.7
TVSMOTOR	608.2	-0.4	4.6	-1.0

Technical Pivot (Intraday):

Script Name	S2	S1	PIVOT	R1	R2
VEDL	252	259	265	272	277
BANDHANBNK	301	306	314	319	328
VOLTAS	956	966	981	991	1006
SIEMENS	1797	1822	1859	1884	1922

FROM THE EQUITY DERIVATIVE DESK:

NIRAV HARISH CHHEDA
SENIOR DERIVATIVES AND TECHNICAL ANALYST
E-Mail: nirav.chheda@nirmalbang.com
Tel no: 6273-8199/8000

AMIT BHUPTANI
DERIVATIVES AND TECHNICAL ANALYST
E-Mail: amit.bhuptani@nirmalbang.com
Tel no: 6273-8242/8000

Disclaimer

Nirmal Bang Securities Private Limited (hereinafter referred to as "NBSPL") is a registered Member of National Stock Exchange of India Limited, Bombay Stock Exchange Limited and MCX stock Exchange Limited. We have been granted certificate of Registration as a Research Analyst with SEBI. Registration no. is INH000001766 for the period 23.09.2015 to 22.09.2020.

NBSPL or its associates including its relatives/analyst do not hold any financial interest/beneficial ownership of more than 1% in the company covered by Analyst (in case any financial interest is held kindly disclose)

NBSPL or its associates/analyst has not received any compensation from the company covered by Analyst during the past twelve months. NBSPL /analyst has not served as an officer, director or employee of company covered by Analyst and has not been engaged in market making activity of the company covered by Analyst.

The views expressed are based solely on information available publicly and believed to be true. Investors are advised to independently evaluate the market conditions/risks involved before making any investment decision.

Stock Name	Call (Buy/Sell)	Entry price	Targets	Stop Loss	Duration	Status
AUROPHARMA 1050CE	BUY	35	55	25	BTST	OPEN

NIFTY50 Options OI (CE OI = Resistance) (PE OI = Support)

Symbol	Highest CE OI	Highest PE OI	CMP
ADANIPTS	800	700	741
ASIANPAINT	2700	2400	2578
AXISBANK	700	700	720
BAJAJ-AUTO	4000	3500	3868
BAJAJFINSV	12000	10000	11171
BAJFINANCE	6000	5000	5554
BHARTIARTL	600	520	562
BPCL	440	410	427
BRITANNIA	3500	3400	3460
CIPLA	950	900	895
COALINDIA	140	130	134
DIVISLAB	4200	3500	4065
DRREDDY	6000	4500	5197
EICHERMOT	2600	2300	2387
GRASIM	1500	1300	1428
HCLTECH	1000	900	914
HDFC	2500	2400	2395
HDFCBANK	1500	1300	1412
HDFCLIFE	700	650	678
HEROMOTOCO	3000	2700	2803
HINDALCO	400	360	369
HINDUNILVR	2500	2300	2407
ICICIBANK	620	550	605
ITC	210	200	202
INDUSINDBK	1000	1000	938

NIFTY50 Options OI (CE OI = Resistance) (PE OI = Support)

Symbol	Highest CE OI	Highest PE OI	CMP
INFY	1400	1300	1350
IOC	95	90	93
JSWSTEEL	750	600	723
KOTAKBANK	1900	1700	1776
LT	1400	1300	1347
M&M	800	700	750
MARUTI	7000	6000	6624
NESTLEIND	17000	16000	16632
NTPC	110	100	105
ONGC	115	100	112
POWERGRID	220	210	220
RELIANCE	2100	1900	1928
SBILIFE	1000	900	977
SBIN	400	350	358
SHREECEM	30000	25000	28046
SUNPHARMA	700	600	688
TATACONSUM	700	600	653
TATAMOTORS	300	300	293
TATASTEEL	1100	900	1075
TCS	3200	3000	3107
TECHM	1000	900	967
TITAN	1500	1400	1435
ULTRACEMCO	6500	6000	6419
UPL	650	600	644
WIPRO	500	450	493

DISCLOSURES

Research Reports that are published by Nirmal Bang Securities Private Limited (hereinafter referred to as "NBSPL") are for private circulation only. NBSPL is a registered Research Analyst under SEBI (Research Analyst) Regulations, 2014 having Registration no. INH000001766. NBSPL is also a registered Stock Broker with National Stock Exchange of India Limited, BSE Limited, Metropolitan Stock Exchange of India Limited, Multi Commodity Exchange of India Limited, National Commodity and Derivative Exchange Limited and Indian Commodity Exchange Limited in cash and Equity and Commodities derivatives segments.

NBSPL has other business divisions with independent research teams separated by Chinese walls, and therefore may, at times, have different or contrary views on stocks and markets.

NBSPL or its associates have not been debarred / suspended by SEBI or any other regulatory authority for accessing / dealing in securities Market. NBSPL, its associates or analyst or his relatives do not hold any financial interest (Except Investment) in the subject company. NBSPL or its associates or Analyst do not have any conflict or material conflict of interest at the time of publication of the research report with the subject company. NBSPL or its associates or Analyst or his relatives may or may not hold beneficial ownership of 1% or more in the subject company at the end of the month immediately preceding the date of publication of this research report.

NBSPL or its associates / analyst has not received any compensation / managed or co-managed public offering of securities of the company covered by Analyst during the past twelve months. NBSPL or its associates have not received any compensation or other benefits from the company covered by Analyst or third party in connection with the research report. Analyst has not served as an officer, director or employee of Subject Company. NBSPL / analyst has not been engaged in market making activity of the subject company. Analyst Certification: The research analysts and authors of these reports, hereby certify that the views expressed in this research report accurately reflects my/our personal views about the subject securities, issuers, products, sectors or industries. It is also certified that no part of the compensation of the analyst(s) was, is, or will be directly or indirectly related to the inclusion of specific recommendations or views in this research. The analyst(s) principally responsible for the preparation of this research report and has taken reasonable care to achieve and maintain independence and objectivity in making any recommendations.

DISCLAIMER

This report is for the personal information of the authorized recipient and does not construe to be any investment, legal or taxation advice to you. NBSPL is not soliciting any action based upon it. Nothing in this research shall be construed as a solicitation to buy or sell any security or product,

or to engage in or refrain from engaging in any such transaction. In preparing this research, we did not take into account the investment objectives, financial situation and particular needs of the reader.

This research has been prepared for the general use of the clients of NBSPL and must not be copied, either in whole or in part, or distributed or redistributed to any other person in any form. If you are not the intended recipient you must not use or disclose the information in this research in any way. Though disseminated to all the customers simultaneously, not all customers may receive this report at the same time. NBSPL will not treat recipients as customers by virtue of their receiving this report. This report is not directed or intended for distribution to or use by any person or entity resident in a state, country or any jurisdiction, where such distribution, publication, availability or use would be contrary to law, regulation or which would subject NBSPL & its group companies to registration or licensing requirements within such jurisdictions.

The report is based on the information obtained from sources believed to be reliable, but we do not make any representation or warranty that it is accurate, complete or up-to-date and it should not be relied upon as such. We accept no obligation to correct or update the information or opinions in it. NBSPL or any of its affiliates or employees shall not be in any way responsible for any loss or damage that may arise to any person from any inadvertent error in the information contained in this report. NBSPL or any of its affiliates or employees do not provide, at any time, any express or implied warranty of any kind, regarding any matter pertaining to this report, including without limitation the implied warranties of merchantability, fitness for a particular purpose, and non-infringement. The recipients of this report should rely on their own investigations.

This information is subject to change without any prior notice. NBSPL reserves its absolute discretion and right to make or refrain from making modifications and alterations to this statement from time to time. Nevertheless, NBSPL is committed to providing independent and transparent recommendations to its clients, and would be happy to provide information in response to specific client queries.

Before making an investment decision on the basis of this research, the reader needs to consider, with or without the assistance of an adviser, whether the advice is appropriate in light of their particular investment needs, objectives and financial circumstances. There are risks involved in securities trading. The price of securities can and does fluctuate, and an individual security may even become valueless. International investors are reminded of the additional risks inherent in international investments, such as currency fluctuations and international stock market or economic conditions, which may adversely affect the value of the investment. Opinions expressed are subject to change without any notice. Neither the company nor the director or the employees of NBSPL accept any liability whatsoever for any direct, indirect, consequential or other loss arising from any use of this research and/or further communication in relation to this research. Here it may be noted that neither NBSPL, nor its directors, employees, agents or representatives shall be liable for any damages whether direct or indirect, incidental, special or consequential including lost revenue or lost profit that may arise from or in connection with the use of the information contained in this report.

Copyright of this document vests exclusively with NBSPL.

Our reports are also available on our website www.nirmalbang.com